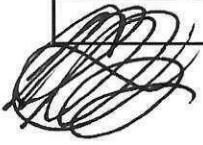


SCHEDULE 1

**SALARY STRUCTURE FOR POLITICAL LEADERS FOR FINANCIAL
YEAR 2024/2025**

DESIGNATION	FY 2023/2024		FY 2024/2025	
	MONTHLY	ANNUAL	MONTHLY	ANNUAL
Senior Presidential Advisor	2,382,082	28,584,984	2,382,082	28,584,984
Assistant Senior Presidential Advisor	2,370,616	28,447,392	2,370,616	28,447,392
Presidential Advisor	2,370,616	28,447,392	2,370,616	28,447,392
Special Presidential Envoy	2,362,012	28,344,144	2,362,012	28,344,144
Special Presidential Assistant	2,350,546	28,206,552	2,350,546	28,206,552
Presidential Assistant	2,350,546	28,206,552	2,350,546	28,206,552
Deputy Special Presidential Assistant	2,321,873	27,862,476	2,321,873	27,862,476
Resident District Commissioner	2,293,200	27,518,400	2,293,200	27,518,400
Deputy Resident District Commissioner	1,282,369	15,388,428	1,282,369	15,388,428
Assistant Resident District Commissioner	817,216	9,806,592	817,216	9,806,592
<i>Source: Ministry of Public Service (2024)</i>				



SCHEDULE 2

**SALARY STRUCTURE FOR THE PUBLIC SERVICE (GENERAL) FOR
FINANCIAL YEAR 2024/2025**


DESIGNATION	SALARY SCALE	FY 2023/2024		FY 2024/2025	
		MONTHLY	ANNUAL	MONTHLY	ANNUAL
Head of the Public Service	UIS	17,600,000	211,200,000	17,600,000	211,200,000
Deputy Head of the Public Service	UIS	16,400,000	196,800,000	16,400,000	196,800,000
Permanent Secretary	UIS	15,400,000	184,800,000	15,400,000	184,800,000
Deputy Secretary to Treasury	UISE	13,860,000	166,320,000	13,860,000	166,320,000
Accountant General	UISE	13,860,000	166,320,000	13,860,000	166,320,000
Deputy Secretary-Public Service Commission	UISE	13,860,000	166,320,000	13,860,000	166,320,000
Internal Auditor General	UISE	13,860,000	166,320,000	13,860,000	166,320,000
Director (Non-Science)	UISE	2,369,300	28,431,600	2,369,300	28,431,600
Chief Administrative Officer/ Town Clerk of City	UISE	2,369,300	28,431,600	2,369,300	28,431,600
Deputy Director	UISE	2,081,031	24,972,372	2,081,031	24,972,372
Commissioner/Under Secretary	UISE	1,859,451	22,313,412	1,859,451	22,313,412
Foreign Service Officer (GR.1)	UISE	1,859,451	22,313,412	1,859,451	22,313,412
Deputy Commissioner	UISE	1,800,687	21,608,244	1,800,687	21,608,244
Director (SC)	UISE	12,750,000	153,000,000	12,750,000	153,000,000
Deputy Director (SC)	UISE	11,900,000	142,800,000	11,900,000	142,800,000
Commissioner (SC)	UISE	10,622,398	127,468,776	10,622,398	127,468,776
Deputy Commissioner (SC)	UISE	7,000,000	84,000,000	7,000,000	84,000,000
Assistant Commissioner (Science)	UIE (SC)	6,500,000	78,000,000	6,500,000	78,000,000
		6,500,000	78,000,000	6,500,000	78,000,000
		6,500,000	78,000,000	6,500,000	78,000,000
		6,500,000	78,000,000	6,500,000	78,000,000
Assistant Commissioner		1,728,007	20,736,084	1,728,007	20,736,084

(Professional Cadre)	U1E (Upper)	1,710,004	20,520,048		1,710,004	20,520,048
		1,690,781	20,289,372		1,690,781	20,289,372
		1,669,621	20,035,452		1,669,621	20,035,452
Assistant Commissioner (Administrative Cadre)	U1E (Lower)	1,690,781	20,289,372		1,690,781	20,289,372
		1,669,621	20,035,452		1,669,621	20,035,452
		1,645,733	19,748,796		1,645,733	19,748,796
		1,624,934	19,499,208		1,624,934	19,499,208
Principal Officer (Scientist other than Medical Personnel)	U2 (SC)	4,500,000	54,000,000		4,500,000	54,000,000
		4,500,000	54,000,000		4,500,000	54,000,000
		4,500,000	54,000,000		4,500,000	54,000,000
		4,500,000	54,000,000		4,500,000	54,000,000
		4,500,000	54,000,000		4,500,000	54,000,000
		4,500,000	54,000,000		4,500,000	54,000,000
		4,500,000	54,000,000		4,500,000	54,000,000
		4,500,000	54,000,000		4,500,000	54,000,000
		4,500,000	54,000,000		4,500,000	54,000,000
Principal Officer (Professional Cadre)	U2 (Upper)	1,527,241	18,326,892		1,527,241	18,326,892
		1,510,753	18,129,036		1,510,753	18,129,036
		1,494,471	17,933,652		1,494,471	17,933,652
		1,478,401	17,740,812		1,478,401	17,740,812
		1,353,136	16,237,632		1,353,136	16,237,632
		1,337,524	16,050,288		1,337,524	16,050,288
		1,322,109	15,865,308		1,322,109	15,865,308
		1,306,898	15,682,776		1,306,898	15,682,776
		1,291,880	15,502,560		1,291,880	15,502,560
Principal Officer (Administrative Cadre)	U2 (Lower)	1,282,315	15,387,780		1,282,315	15,387,780
		1,291,880	15,502,560		1,291,880	15,502,560
		1,259,083	15,108,996		1,259,083	15,108,996
		1,235,852	14,830,224		1,235,852	14,830,224
		1,212,620	14,551,440		1,212,620	14,551,440

		1,201,688	14,420,256		1,201,688	14,420,256
Senior Officer (Scientist other than Medical Personnel)	U3 (SC)	4,250,000	51,000,000		4,250,000	51,000,000
		4,250,000	51,000,000		4,250,000	51,000,000
		4,250,000	51,000,000		4,250,000	51,000,000
		4,250,000	51,000,000		4,250,000	51,000,000
		4,250,000	51,000,000		4,250,000	51,000,000
		4,250,000	51,000,000		4,250,000	51,000,000
		4,250,000	51,000,000		4,250,000	51,000,000
		4,250,000	51,000,000		4,250,000	51,000,000
		4,250,000	51,000,000		4,250,000	51,000,000
		4,250,000	51,000,000		4,250,000	51,000,000
		4,250,000	51,000,000		4,250,000	51,000,000
Senior Officer (Professional Cadre)	U3 (Upper)	1,131,209	13,574,508		1,131,209	13,574,508
		1,115,688	13,388,256		1,115,688	13,388,256
		1,100,402	13,204,824		1,100,402	13,204,824
		1,085,341	13,024,092		1,085,341	13,024,092
		1,070,502	12,846,024		1,070,502	12,846,024
		1,046,396	12,556,752		1,046,396	12,556,752
		1,032,132	12,385,584		1,032,132	12,385,584
		1,018,077	12,216,924		1,018,077	12,216,924
		1,004,232	12,050,784		1,004,232	12,050,784
		990,589	11,887,068		990,589	11,887,068
		979,805	11,757,660		979,805	11,757,660
Senior Officer (Administrative Cadre)	U3 (Lower)	990,589	11,887,068		990,589	11,887,068
		979,805	11,757,660		979,805	11,757,660
		943,991	11,327,892		943,991	11,327,892
		933,461	11,201,532		933,461	11,201,532
		923,054	11,076,648		923,054	11,076,648
		912,771	10,953,252		912,771	10,953,252
		902,612	10,831,344		902,612	10,831,344
Graduate Scientist (other than Medical Personnel)		4,000,000	48,000,000		4,000,000	48,000,000
		4,000,000	48,000,000		4,000,000	48,000,000
		4,000,000	48,000,000		4,000,000	48,000,000

	U4 (SC)	4,000,000	48,000,000		4,000,000	48,000,000
		4,000,000	48,000,000		4,000,000	48,000,000
		4,000,000	48,000,000		4,000,000	48,000,000
		4,000,000	48,000,000		4,000,000	48,000,000
		4,000,000	48,000,000		4,000,000	48,000,000
		4,000,000	48,000,000		4,000,000	48,000,000
		4,000,000	48,000,000		4,000,000	48,000,000
		4,000,000	48,000,000		4,000,000	48,000,000
Graduate (Professional Cadre)	U4 (Upper)	940,366	11,284,392		940,366	11,284,392
		934,922	11,219,064		934,922	11,219,064
		926,247	11,114,964		926,247	11,114,964
		909,243	10,910,916		909,243	10,910,916
		892,574	10,710,888		892,574	10,710,888
		876,222	10,514,664		876,222	10,514,664
		846,042	10,152,504		846,042	10,152,504
		834,959	10,019,508		834,959	10,019,508
		808,135	9,697,620		808,135	9,697,620
		799,323	9,591,876		799,323	9,591,876
		798,667	9,584,004		798,667	9,584,004
Graduate (Administrative Cadre)	U4 (Lower)	798,535	9,582,420		798,535	9,582,420
		794,074	9,528,888		794,074	9,528,888
		780,193	9,362,316		780,193	9,362,316
		766,589	9,199,068		766,589	9,199,068
		744,866	8,938,392		744,866	8,938,392
		723,868	8,686,416		723,868	8,686,416
		700,306	8,403,672		700,306	8,403,672
		672,792	8,073,504		672,792	8,073,504
		644,785	7,737,420		644,785	7,737,420
		623,063	7,476,756		623,063	7,476,756
		601,341	7,216,092		601,341	7,216,092
Scientist (Other Medical Personnel)	U5 (SC)	2,200,000	26,400,000		2,200,000	26,400,000
		2,200,000	26,400,000		2,200,000	26,400,000
		2,200,000	26,400,000		2,200,000	26,400,000
		2,200,000	26,400,000		2,200,000	26,400,000

Promotional Level for Analogous Staff	U6 (Upper)	436,677	5,240,124		436,677	5,240,124
		434,273	5,211,276		434,273	5,211,276
		430,025	5,160,300		430,025	5,160,300
		426,265	5,115,180		426,265	5,115,180
		425,074	5,100,888		425,074	5,100,888
		424,253	5,091,036		424,253	5,091,036
		416,617	4,999,404		416,617	4,999,404
Promotional Level for Analogous Staff	U6 (Lower)	424,253	5,091,036		424,253	5,091,036
		416,617	4,999,404		416,617	4,999,404
		408,981	4,907,772		408,981	4,907,772
		401,497	4,817,964		401,497	4,817,964
		394,159	4,729,908		394,159	4,729,908
		386,972	4,643,664		386,972	4,643,664
Entry Level for Analogous Cadre	U7 (Upper)	377,781	4,533,372		377,781	4,533,372
		369,419	4,433,028		369,419	4,433,028
		361,867	4,342,404		361,867	4,342,404
		354,493	4,253,916		354,493	4,253,916
		347,302	4,167,624		347,302	4,167,624
		340,282	4,083,384		340,282	4,083,384
		333,444	4,001,328		333,444	4,001,328
		326,765	3,921,180		326,765	3,921,180
		321,527	3,858,324		321,527	3,858,324
		316,393	3,796,716		316,393	3,796,716
Entry Level for Analogous Cadres without Additional Training	U7 (Lower)	289,361	3,472,332		289,361	3,472,332
		284,417	3,413,004		284,417	3,413,004
		283,913	3,406,956		283,913	3,406,956
		276,989	3,323,868		276,989	3,323,868
		268,143	3,217,716		268,143	3,217,716
Support Staff with UCE and Additional		237,069	2,844,828		237,069	2,844,828
		232,657	2,791,884		232,657	2,791,884

Requirements	U8 (Upper)	228,316	2,739,792		228,316	2,739,792
		224,066	2,688,792		224,066	2,688,792
		219,909	2,638,908		219,909	2,638,908
		215,821	2,589,852		215,821	2,589,852
		213,832	2,565,984		213,832	2,565,984
		209,859	2,518,308		209,859	2,518,308
Support Staff with UCE	 U8 (Lower)	213,832	2,565,984		213,832	2,565,984
		209,859	2,518,308		209,859	2,518,308
		205,978	2,471,736		205,978	2,471,736
		202,166	2,425,992		202,166	2,425,992
		198,427	2,381,124		198,427	2,381,124
		194,767	2,337,204		194,767	2,337,204
		191,180	2,294,160		191,180	2,294,160
		187,660	2,251,920		187,660	2,251,920
<i>Source: Ministry of Public Service (2024)</i>						

SCHEDULE 3

SALARY STRUCTURE FOR PRIMARY SCHOOL TEACHERS FOR FY 2024/2025

Post/ Salary Scale	FY 2023/2024		FY 2024/2025	
	MONTHLY	ANNUAL	MONTHLY	ANNUAL
Head Teacher Primary (U4)	980,211	11,762,532	980,211	11,762,532
	975,077	11,700,924	975,077	11,700,924
	958,211	11,498,532	958,211	11,498,532
	942,570	11,310,840	942,570	11,310,840
	917,585	11,011,020	917,585	11,011,020
	893,437	10,721,244	893,437	10,721,244
	866,341	10,396,092	866,341	10,396,092
	834,700	10,016,400	834,700	10,016,400
	802,491	9,629,892	802,491	9,629,892
	777,512	9,330,144	777,512	9,330,144
Deputy Head Teacher Primary (U5)	773,952	9,287,424	773,952	9,287,424
	768,177	9,218,124	768,177	9,218,124
	756,884	9,082,608	756,884	9,082,608
	751,558	9,018,696	751,558	9,018,696
	747,204	8,966,448	747,204	8,966,448
	737,822	8,853,864	737,822	8,853,864
	736,657	8,839,884	736,657	8,839,884
	727,682	8,732,184	727,682	8,732,184
	717,747	8,612,964	717,747	8,612,964
	708,007	8,496,084	708,007	8,496,084
	698,454	8,381,448	698,454	8,381,448
	689,093	8,269,116	689,093	8,269,116
	679,998	8,159,976	679,998	8,159,976
	670,990	8,051,880	670,990	8,051,880
662,165	7,945,980	662,165	7,945,980	
	613,486	7,361,832	613,486	7,361,832
	611,065	7,332,780	611,065	7,332,780
	608,538	7,302,456	608,538	7,302,456

Senior Education Assistant (U6)	605,100	7,261,200		605,100	7,261,200
Education Assistant (Grade III Teacher)- U7 (Upper)	568,166	6,817,992		568,166	6,817,992
	558,839	6,706,068		558,839	6,706,068
	550,413	6,604,956		550,413	6,604,956
	542,188	6,506,256		542,188	6,506,256
	534,166	6,409,992		534,166	6,409,992
	526,335	6,316,020		526,335	6,316,020
	518,707	6,224,484		518,707	6,224,484
	511,255	6,135,060		511,255	6,135,060
	505,412	6,064,944		505,412	6,064,944
499,684	5,996,208		499,684	5,996,208	
Teachers on Trial Terms - U7 (Lower)	261,326	3,135,912		261,326	3,135,912
Non Formal Education Teacher - U8 Lower	228,612	2,743,344		228,612	2,743,344
<i>Source: Ministry of Public Service (2024)</i>					


SCHEDULE 4-A

SALARY STRUCTURE FOR POST PRIMARY TEACHERS (SECONDARY SCHOOL TEACHERS) AND LABORATORY STAFF IN SECONDARY SCHOOLS FOR FY 2024/2025

POST/ SALARY SCALE	FY 2023/2024		FY 2024/2025	
	Monthly	Annual	Monthly	Annual
Head Teacher Secondary School (UIE-LWR)	2,350,000	28,200,000	2,350,000	28,200,000
	2,324,608	27,895,296	2,324,608	27,895,296
	2,295,943	27,551,316	2,295,943	27,551,316
	2,270,984	27,251,808	2,270,984	27,251,808
Deputy Head Teacher Secondary School (U2-LWR)	1,740,001	20,880,012	1,740,001	20,880,012
	1,728,522	20,742,264	1,728,522	20,742,264
	1,700,644	20,407,728	1,700,644	20,407,728
	1,672,766	20,073,192	1,672,766	20,073,192
	1,644,888	19,738,656	1,644,888	19,738,656
	1,631,769	19,581,228	1,631,769	19,581,228
Senior Education Officer - Classroom Teacher (Science)-U3SC	4,250,000	51,000,000	4,250,000	51,000,000
	4,250,000	51,000,000	4,250,000	51,000,000
	4,250,000	51,000,000	4,250,000	51,000,000
	4,250,000	51,000,000	4,250,000	51,000,000
	4,250,000	51,000,000	4,250,000	51,000,000
	4,250,000	51,000,000	4,250,000	51,000,000
	4,250,000	51,000,000	4,250,000	51,000,000
	4,250,000	51,000,000	4,250,000	51,000,000
	4,250,000	51,000,000	4,250,000	51,000,000
	4,250,000	51,000,000	4,250,000	51,000,000
	4,250,000	51,000,000	4,250,000	51,000,000
Senior Education Officer - Classroom Teacher (Non Science) U3LWR	1,311,422	15,737,064	1,311,422	15,737,064
	1,298,482	15,581,784	1,298,482	15,581,784
	1,255,505	15,066,060	1,255,505	15,066,060
	1,242,869	14,914,428	1,242,869	14,914,428
	1,230,381	14,764,572	1,230,381	14,764,572

	1,218,041	14,616,492		1,218,041	14,616,492
Education Officer - Classroom Teacher (Science)- U4SC	4,000,000	48,000,000		4,000,000	48,000,000
	4,000,000	48,000,000		4,000,000	48,000,000
	4,000,000	48,000,000		4,000,000	48,000,000
	4,000,000	48,000,000		4,000,000	48,000,000
	4,000,000	48,000,000		4,000,000	48,000,000
	4,000,000	48,000,000		4,000,000	48,000,000
Education Officer - Classroom Teacher (Non-Science)- U4LWR	1,078,162	12,937,944		1,078,162	12,937,944
	1,072,808	12,873,696		1,072,808	12,873,696
	1,056,152	12,673,824		1,056,152	12,673,824
	1,039,826	12,477,912		1,039,826	12,477,912
	1,013,759	12,165,108		1,013,759	12,165,108
	988,562	11,862,744		988,562	11,862,744
	960,288	11,523,456		960,288	11,523,456
Assistant Education Officer - Classroom Teacher (Science)-U5SC	2,200,000	26,400,000		2,200,000	26,400,000
	2,200,000	26,400,000		2,200,000	26,400,000
	2,200,000	26,400,000		2,200,000	26,400,000
	2,200,000	26,400,000		2,200,000	26,400,000
	2,200,000	26,400,000		2,200,000	26,400,000
	2,200,000	26,400,000		2,200,000	26,400,000
	2,200,000	26,400,000		2,200,000	26,400,000
	2,200,000	26,400,000		2,200,000	26,400,000
	2,200,000	26,400,000		2,200,000	26,400,000
	2,200,000	26,400,000		2,200,000	26,400,000
	2,200,000	26,400,000		2,200,000	26,400,000
	2,200,000	26,400,000		2,200,000	26,400,000
Laboratory Technician (Secondary Schools) U5 (Science)	2,200,000	26,400,000		2,200,000	26,400,000
	2,200,000	26,400,000		2,200,000	26,400,000
	2,200,000	26,400,000		2,200,000	26,400,000
	2,200,000	26,400,000		2,200,000	26,400,000
	2,200,000	26,400,000		2,200,000	26,400,000
	2,200,000	26,400,000		2,200,000	26,400,000
	784,214	9,410,568		784,214	9,410,568
	774,998	9,299,976		774,998	9,299,976
	764,421	9,173,052		764,421	9,173,052

Assistant Education Officer - Classroom Teacher (Non-Science)- U5LWR	763,926	9,167,112		763,926	9,167,112
	756,176	9,074,112		756,176	9,074,112
	755,469	9,065,628		755,469	9,065,628
	745,000	8,940,000		745,000	8,940,000
Laboratory Assistant (Secondary Schools)- U7 (Upper)	550,000	6,600,000		550,000	6,600,000
	550,000	6,600,000		550,000	6,600,000
	550,000	6,600,000		550,000	6,600,000
	550,000	6,600,000		550,000	6,600,000
	550,000	6,600,000		550,000	6,600,000
	550,000	6,600,000		550,000	6,600,000
	550,000	6,600,000		550,000	6,600,000
	550,000	6,600,000		550,000	6,600,000
	550,000	6,600,000		550,000	6,600,000
	550,000	6,600,000		550,000	6,600,000
<i>Source: Ministry of Public Service (2024)</i>					



SCHEDULE 4-B

SALARY STRUCTURE FOR THE PUBLIC BTVET AND TEACHER TRAINING INSTITUTIONS EXCLUDING HEALTH TRAINING INSTITUTIONS FOR FY 2024/2025

DESIGNATION	SALARY SCALE	FY 2023/2024		FY 2024/2025	
		MONTHLY	ANNUAL	MONTHLY	ANNUAL
Principal Diploma Awarding Institution (Science)	UISE	10,622,398	127,468,776	10,622,398	127,468,776
Principal Diploma Awarding Institution (Non Science)	UISE	2,900,000	34,800,000	2,900,000	34,800,000
Principal Certificate Awarding Institution)/ Deputy Principal Diploma Awarding Institutions (Science)	UIE	6,500,000	78,000,000	6,500,000	78,000,000
		6,500,000	78,000,000	6,500,000	78,000,000
		6,500,000	78,000,000	6,500,000	78,000,000
		6,500,000	78,000,000	6,500,000	78,000,000
Principal Certificate Awarding Institution)/ Deputy Principal Diploma Awarding Institutions (Non-Science)	UIE	2,850,000	34,199,988	2,850,000	34,199,988
		2,820,885	33,850,620	2,820,885	33,850,620
		2,789,796	33,477,552	2,789,796	33,477,552
		2,755,575	33,066,900	2,755,575	33,066,900
Head of Technical/ Farm School and Head Vocational Center and Community Polytechnic (Science) and Principal Lecturers- Science	U2 SC	4,500,000	54,000,000	4,500,000	54,000,000
		4,500,000	54,000,000	4,500,000	54,000,000
		4,500,000	54,000,000	4,500,000	54,000,000
		4,500,000	54,000,000	4,500,000	54,000,000
		4,500,000	54,000,000	4,500,000	54,000,000
		4,500,000	54,000,000	4,500,000	54,000,000
		4,500,000	54,000,000	4,500,000	54,000,000
		4,500,000	54,000,000	4,500,000	54,000,000
		4,500,000	54,000,000	4,500,000	54,000,000
		4,500,000	54,000,000	4,500,000	54,000,000
Deputy Principal Certificate Awarding Institutions (non-science) and Principal Lecturers- Non Science		1,679,886	20,158,632	1,679,886	20,158,632
		1,668,407	20,020,884	1,668,407	20,020,884

	U2 LWR	1,640,529	19,686,348	1,640,529	19,686,348
		1,612,651	19,351,812	1,612,651	19,351,812
		1,584,773	19,017,276	1,584,773	19,017,276
		1,571,654	18,859,848	1,571,654	18,859,848
Senior Tutor/ Instructor/ Lecturer (Science)	U3 SC	4,250,000	51,000,000	4,250,000	51,000,000
		4,250,000	51,000,000	4,250,000	51,000,000
		4,250,000	51,000,000	4,250,000	51,000,000
		4,250,000	51,000,000	4,250,000	51,000,000
		4,250,000	51,000,000	4,250,000	51,000,000
		4,250,000	51,000,000	4,250,000	51,000,000
		4,250,000	51,000,000	4,250,000	51,000,000
		4,250,000	51,000,000	4,250,000	51,000,000
		4,250,000	51,000,000	4,250,000	51,000,000
		4,250,000	51,000,000	4,250,000	51,000,000
Senior Tutor/ Instructor/ Lecturer (Non Science)	U3 LWR	1,311,422	15,737,064	1,311,422	15,737,064
		1,298,482	15,581,784	1,298,482	15,581,784
		1,255,505	15,066,060	1,255,505	15,066,060
		1,242,869	14,914,428	1,242,869	14,914,428
		1,230,381	14,764,572	1,230,381	14,764,572
		1,218,041	14,616,492	1,218,041	14,616,492
Tutor/ Instructor/ Lecturer (Science)	U4 SC	4,000,000	48,000,000	4,000,000	48,000,000
		4,000,000	48,000,000	4,000,000	48,000,000
		4,000,000	48,000,000	4,000,000	48,000,000
		4,000,000	48,000,000	4,000,000	48,000,000
		4,000,000	48,000,000	4,000,000	48,000,000
		4,000,000	48,000,000	4,000,000	48,000,000
Graduate Tutor/ Instructor/ Lecturer (Non Science)	U4 LWR	1,078,162	12,937,944	1,078,162	12,937,944
		1,072,808	12,873,696	1,072,808	12,873,696
		1,056,152	12,673,824	1,056,152	12,673,824
		1,039,826	12,477,912	1,039,826	12,477,912
		1,013,759	12,165,108	1,013,759	12,165,108
		988,562	11,862,744	988,562	11,862,744
		960,288	11,523,456	960,288	11,523,456

Diploma Tutor/ Instructor/ Lecturer (Science)	U5 SC	2,200,000	26,400,000	2,200,000	26,400,000
		2,200,000	26,400,000	2,200,000	26,400,000
		2,200,000	26,400,000	2,200,000	26,400,000
		2,200,000	26,400,000	2,200,000	26,400,000
		2,200,000	26,400,000	2,200,000	26,400,000
		2,200,000	26,400,000	2,200,000	26,400,000
		2,200,000	26,400,000	2,200,000	26,400,000
		2,200,000	26,400,000	2,200,000	26,400,000
Diploma Tutor/ Instructor/ Lecturer (Non Science)	U5 LWR	784,214	9,410,568	784,214	9,410,568
		774,998	9,299,976	774,998	9,299,976
		764,421	9,173,052	764,421	9,173,052
		763,926	9,167,112	763,926	9,167,112
		756,176	9,074,112	756,176	9,074,112
		755,469	9,065,628	755,469	9,065,628
		745,000	8,940,000	745,000	8,940,000
<i>Source: Ministry of Public Service (2024)</i>					

SCHEDULE 5

SALARY STRUCTURE FOR UGANDA POLICE FORCE AND UGANDA PRISONS SERVICES (INCLUDES LEGAL, SCIENTISTS, PROFESSIONAL AND GENERAL CATEGORY EXCEPT HEALTH PROFESSIONALS AND AVIATION) FOR FY 2024/ 2025


DESIGNATION	SALARY SCALE	FY 2023/2024		FY 2024/2025	
		MONTHLY	ANNUAL	MONTHLY	ANNUAL
Assistant Inspector General of Police/ Assistant Commissioner General of Prisons (Administrative)	U1SE	2,369,300	28,431,600	7,070,698	84,848,376
Assistant Inspector General of Police/ Assistant Commissioner General of Prisons (Science)	U1SE	12,750,000	153,000,000	12,750,000	153,000,000
Assistant Inspector General of Police/ Assistant Commissioner General of Prisons (Legal)	U1SE	8,762,800	105,153,600	8,762,800	105,153,600
Senior Commissioner of Police/ Prisons (Administrative)	U1SE	2,081,031	24,972,372	6,806,632	81,679,584
Senior Commissioner of Police/ Prisons (Science)	U1SE	11,900,000	142,800,000	11,900,000	142,800,000
Senior Commissioner of Police/ Prisons (Legal)	U1SE	8,027,400	96,328,800	8,027,400	96,328,800
Commissioner of Police/ Prisons (Administrative)	U1SE	1,859,451	22,313,412	6,406,632	76,879,584
Commissioner of Police/ Prisons (Science)	U1SE	10,622,398	127,468,776	10,622,398	127,468,776
Commissioner of Police/ Prisons (Legal)	U1SE	7,828,704	93,944,448	7,828,704	93,944,448
Assistant Commissioner of Police/ Prisons (Administrative)	U1E- LW	1,690,781	20,289,372	3,378,029	40,536,350
		1,669,621	20,035,452	3,351,005	40,212,059
		1,645,733	19,748,796	3,324,197	39,890,362
		1,624,934	19,499,208	3,297,603	39,571,240
Assistant Commissioner of Police/ Prisons	U1E- UP	1,728,007	20,736,084	3,919,440	47,033,277

(Professional)		1,710,004	20,520,048	3,888,084	46,657,011
		1,690,781	20,289,372	3,856,980	46,283,755
		1,669,621	20,035,452	3,826,124	45,913,485
Assistant Commissioner of Police/ Prisons (Science)	U1E- SC	6,500,000	78,000,000	6,500,000	78,000,000
Assistant Commissioner of Police/ Prisons (Legal)	U1E- LEG	5,168,880	62,026,560	5,168,880	62,026,560
Senior Superintendent of Police/ Prisons (Administrative)	U2-LW	1,291,880	15,502,560	2,231,401	26,776,812
		1,282,315	15,387,780	2,213,550	26,562,598
		1,259,083	15,108,996	2,195,841	26,350,097
		1,235,852	14,830,224	2,178,275	26,139,296
		1,212,620	14,551,440	2,160,848	25,930,182
		1,201,688	14,420,256	2,143,562	25,722,740
Senior Superintendent of Police/ Prisons (Professional)	U2-UP	1,527,241	18,326,892	2,378,029	28,536,348
		1,510,753	18,129,036	2,359,005	28,308,057
		1,494,471	17,933,652	2,340,133	28,081,593
		1,478,401	17,740,812	2,321,412	27,856,940
		1,353,136	16,237,632	2,302,840	27,634,084
		1,337,524	16,050,288	2,270,418	27,245,012
		1,322,109	15,865,308	2,260,142	27,121,708
		1,306,898	15,682,776	2,252,061	27,024,734
		1,291,880	15,502,560	2,244,045	26,928,536
		1,282,315	15,387,780	2,236,092	26,833,108
Senior Superintendent of Police/ Prisons (Science)	U2-SC	4,500,000	54,000,000	4,500,000	54,000,000
Senior Superintendent of Police/ Prisons (Legal)	U2-LEG	4,356,720	52,280,640	4,356,720	52,280,640
Superintendent of Police/ Prisons (Administrative)	U3-LWR	990,589	11,887,068	2,053,854	24,646,248
		979,805	11,757,660	2,037,423	24,449,078
		943,991	11,327,892	2,021,124	24,253,485
		933,461	11,201,532	2,004,955	24,059,458
		923,054	11,076,648	1,988,915	23,866,982
		912,771	10,953,252	1,973,004	23,676,046
		902,612	10,831,344	1,957,220	23,486,638
Superintendent of Police/	U3-UP	1,131,209	13,574,508	2,196,931	26,363,172

Prisons (Professional)		1,115,688	13,388,256	2,179,356	26,152,267
		1,100,402	13,204,824	2,161,921	25,943,048
		1,085,341	13,024,092	2,144,625	25,735,504
		1,070,502	12,846,024	2,127,468	25,529,620
		1,046,396	12,556,752	2,110,449	25,325,383
		1,032,132	12,385,584	2,093,565	25,122,780
		1,018,077	12,216,924	2,080,816	24,969,798
		1,004,232	12,050,784	2,070,170	24,842,039
		990,589	11,887,068	2,063,609	24,763,303
		979,805	11,757,660	2,057,100	24,685,197
Superintendent of Police/ Prisons (Science)	U3-SC	4,250,000	51,000,000	4,250,000	51,000,000
Superintendent of Police/ Prisons (Legal)	U3-LEG	3,322,512	39,870,144	3,322,512	39,870,144
Assistant Superintendent of Police/ Prisons (Administrative)	U4-LW	798,535	9,582,420	1,698,299	20,379,588
		794,074	9,528,888	1,683,014	20,196,172
		780,193	9,362,316	1,667,867	20,014,406
		766,589	9,199,068	1,652,856	19,834,277
		744,866	8,938,392	1,637,981	19,655,768
		723,868	8,686,416	1,623,239	19,478,866
		700,306	8,403,672	1,608,630	19,303,556
		672,792	8,073,504	1,594,152	19,129,824
		644,785	7,737,420	1,579,805	18,957,656
		623,063	7,476,756	1,565,586	18,787,037
		601,341	7,216,092	1,551,496	18,617,954
Assistant Superintendent of Police/ Prisons (Professional)	U4-UP	940,366	11,284,392	1,832,265	21,987,180
		934,922	11,219,064	1,815,775	21,789,295
		926,247	11,114,964	1,799,433	21,593,192
		909,243	10,910,916	1,783,238	21,398,853
		892,574	10,710,888	1,767,189	21,206,263
		876,222	10,514,664	1,760,284	21,123,407
		846,042	10,152,504	1,744,441	20,933,296
		834,959	10,019,508	1,728,741	20,744,897
		808,135	9,697,620	1,713,183	20,558,193
		799,323	9,591,876	1,707,764	20,493,169
		798,667	9,584,004	1,700,394	20,404,730

Assistant Superintendent of Police/ Prisons (Science)	U4-SC	4,000,000	48,000,000	4,000,000	48,000,000
Assistant Superintendent of Police/ Prisons (Legal)	U4-LEG	2,730,240	32,762,880	2,730,240	32,762,880
Inspector of Police/ Principal Officer (Science)	U5-SC	2,200,000	26,400,000	2,200,000	26,400,000
Inspector of Police/ Principal Officer I & II	U5-UP	647,000	7,764,000	1,247,503	14,970,036
Assistant Inspector of Police/ Chief Warder/Wardress	U5-LW	597,000	7,164,000	932,187	11,186,244
Sergeant of Police/ Sergeant Warder/ Wardress	U6-UP	573,331	6,879,972	653,035	7,836,420
		565,146	6,781,752	647,158	7,765,892
		556,959	6,683,508	641,333	7,695,999
		548,774	6,585,288	635,561	7,626,735
		540,587	6,487,044	629,841	7,558,095
Corporal Police/ Corporal Warder/ Wardress	U6-LW	532,402	6,388,824	600,000	7,200,000
		531,616	6,379,392	594,600	7,135,200
		523,432	6,281,184	589,249	7,070,983
		516,251	6,195,012	583,945	7,007,344
		508,797	6,105,564	578,690	6,944,278
		501,593	6,019,116	573,482	6,881,780
Lance Corporal	U7-UP	497,748	5,972,976	570,872	6,850,464
		494,200	5,930,400	565,734	6,788,810
		490,683	5,888,196	562,092	6,745,104
		487,199	5,846,388	560,033	6,720,398
Police Constables/Prisons Warders/Wardress	U7-LW	483,744	5,804,928	559,972	6,719,664
		480,322	5,763,864	554,932	6,659,187
		476,930	5,723,160	549,938	6,599,254
		473,567	5,682,804	544,988	6,539,861
		470,235	5,642,820	540,084	6,481,002
		466,933	5,603,196	535,223	6,422,673


Special Police Constable	U8	375,200	4,502,400	440,000	5,280,000
<i>Source: Ministry of Public Service (2024)</i>					



SCHEDULE 6

SALARY STRUCTURE FOR MEDICAL WORKERS AND HEALTH TUTORs (CONSOLIDATED) FOR FY 2024/2025

DESIGNATION	SALARY SCALE	FY 2023/2024		FY 2024/2025	
		MONTHLY	ANNUAL	MONTHLY	ANNUAL
Director General of Health Services	UIS	15,340,000	184,080,000	15,340,000	184,080,000
Executive Director, National Referral Hospital	UIS	15,141,555	181,698,660	15,141,555	181,698,660
Director Specialized Health Institute	UIS	14,501,555	174,018,660	14,501,555	174,018,660
Senior Executive Consultant (Director Regional Referral Hospital)	UIS	13,651,555	163,818,660	13,651,555	163,818,660
Deputy Executive Consultant	UIS	13,113,953	157,367,436	13,113,953	157,367,436
Director (Health), Ministry of Health	UISE	14,140,000	169,680,000	14,140,000	169,680,000
Deputy Director-NRH & Specialized Units	UISE	13,321,555	159,858,660	13,321,555	159,858,660
Executive Consultant	UISE	13,113,953	157,367,436	13,113,953	157,367,436
Senior Consultant	UISE	13,113,953	157,367,436	13,113,953	157,367,436
Commissioner	UISE- Med 1	12,321,555	147,858,660	12,321,555	147,858,660
Commissioner	UISE- Med 2	10,622,398	127,468,776	10,622,398	127,468,776
Principal Diploma Awarding Health Institution	UISE- Med 2	10,622,398	127,468,776	10,622,398	127,468,776
Consultant	UISE	12,321,555	147,858,660	12,321,555	147,858,660
Assistant Director (Health)	UISE- Med 1	6,921,555	83,058,660	6,921,555	83,058,660
District Health Officer	UIE Med 1	6,500,000	78,000,000	6,500,000	78,000,000
Assistant Commissioner	UIE Med 1	6,500,000	78,000,000	6,500,000	78,000,000
Assistant Commissioner-Nursing	UIE (Med-2)	6,500,000	78,000,000	6,500,000	78,000,000
Principal Certificate Awarding Health Institution)/ Deputy Principal Diploma Awarding Health Institution)	UIE (Med-2)	6,500,000	78,000,000	6,500,000	78,000,000
		6,500,000	78,000,000	6,500,000	78,000,000
		6,500,000	78,000,000	6,500,000	78,000,000
		6,500,000	78,000,000	6,500,000	78,000,000




Principal Medical Officer/Principal Dental Surgeon and Medical Officer (Special Grade)	U2 (Med-1)	6,071,555	72,858,660	6,071,555	72,858,660
		6,071,555	72,858,660	6,071,555	72,858,660
		6,071,555	72,858,660	6,071,555	72,858,660
		6,071,555	72,858,660	6,071,555	72,858,660
Assistant District Health Officer	U2 (Med-2)	4,921,555	59,058,660	4,921,555	59,058,660
Other Medical Personnel in U2	U2 (Med-2)	4,921,555	59,058,660	4,921,555	59,058,660
		4,921,555	59,058,660	4,921,555	59,058,660
		4,921,555	59,058,660	4,921,555	59,058,660
		4,921,555	59,058,660	4,921,555	59,058,660
Deputy Principal Certificate Awarding Health Institution	U2 (Med-2)	4,921,555	59,058,660	4,921,555	59,058,660
		4,921,555	59,058,660	4,921,555	59,058,660
		4,921,555	59,058,660	4,921,555	59,058,660
		4,921,555	59,058,660	4,921,555	59,058,660
		4,921,555	59,058,660	4,921,555	59,058,660
		4,921,555	59,058,660	4,921,555	59,058,660
		4,921,555	59,058,660	4,921,555	59,058,660
		4,921,555	59,058,660	4,921,555	59,058,660
		4,921,555	59,058,660	4,921,555	59,058,660
		4,921,555	59,058,660	4,921,555	59,058,660
Senior Medical Officer/ Dental Surgeon/Pharmacist	U3 (Med-1)	5,884,476	70,613,712	5,884,476	70,613,712
		5,884,476	70,613,712	5,884,476	70,613,712
		5,884,476	70,613,712	5,884,476	70,613,712
		5,884,476	70,613,712	5,884,476	70,613,712
		5,884,476	70,613,712	5,884,476	70,613,712
Other Medical Personnel in U3	U3 (Med-2)	4,658,476	55,901,712	4,658,476	55,901,712
		4,658,476	55,901,712	4,658,476	55,901,712
		4,658,476	55,901,712	4,658,476	55,901,712
		4,658,476	55,901,712	4,658,476	55,901,712
		4,658,476	55,901,712	4,658,476	55,901,712
		4,658,476	55,901,712	4,658,476	55,901,712
		4,658,476	55,901,712	4,658,476	55,901,712
		4,658,476	55,901,712	4,658,476	55,901,712

		4,658,476	55,901,712	4,658,476	55,901,712
		4,658,476	55,901,712	4,658,476	55,901,712
		4,658,476	55,901,712	4,658,476	55,901,712
Senior Health Tutor		4,658,476	55,901,712	4,658,476	55,901,712
		4,658,476	55,901,712	4,658,476	55,901,712
		4,658,476	55,901,712	4,658,476	55,901,712
		4,658,476	55,901,712	4,658,476	55,901,712
		4,658,476	55,901,712	4,658,476	55,901,712
		4,658,476	55,901,712	4,658,476	55,901,712
		4,658,476	55,901,712	4,658,476	55,901,712
		4,658,476	55,901,712	4,658,476	55,901,712
		4,658,476	55,901,712	4,658,476	55,901,712
		4,658,476	55,901,712	4,658,476	55,901,712
Medical Officer/Dental Surgeon/Pharmacist	U4 (Med-1)	5,408,476	64,901,712	5,408,476	64,901,712
		5,408,476	64,901,712	5,408,476	64,901,712
		5,408,476	64,901,712	5,408,476	64,901,712
		5,408,476	64,901,712	5,408,476	64,901,712
		5,408,476	64,901,712	5,408,476	64,901,712
Other Medical Personnel in U4	U4 (Med-2)	4,408,476	52,901,712	4,408,476	52,901,712
		4,408,476	52,901,712	4,408,476	52,901,712
		4,408,476	52,901,712	4,408,476	52,901,712
		4,408,476	52,901,712	4,408,476	52,901,712
		4,408,476	52,901,712	4,408,476	52,901,712
		4,408,476	52,901,712	4,408,476	52,901,712
		4,408,476	52,901,712	4,408,476	52,901,712
		4,408,476	52,901,712	4,408,476	52,901,712
Health Tutor	U4 (Med-2)	4,408,476	52,901,712	4,408,476	52,901,712
		4,408,476	52,901,712	4,408,476	52,901,712
		4,408,476	52,901,712	4,408,476	52,901,712
		4,408,476	52,901,712	4,408,476	52,901,712
		4,408,476	52,901,712	4,408,476	52,901,712
		4,408,476	52,901,712	4,408,476	52,901,712

Medical Personnel in U5	U5 (Med)	2,608,476	31,301,712	2,608,476	31,301,712
		2,608,476	31,301,712	2,608,476	31,301,712
		2,608,476	31,301,712	2,608,476	31,301,712
		2,608,476	31,301,712	2,608,476	31,301,712
		2,608,476	31,301,712	2,608,476	31,301,712
		2,608,476	31,301,712	2,608,476	31,301,712
		2,608,476	31,301,712	2,608,476	31,301,712
		2,608,476	31,301,712	2,608,476	31,301,712
		2,608,476	31,301,712	2,608,476	31,301,712
		2,608,476	31,301,712	2,608,476	31,301,712
		2,608,476	31,301,712	2,608,476	31,301,712
		2,608,476	31,301,712	2,608,476	31,301,712
		2,608,476	31,301,712	2,608,476	31,301,712
		2,608,476	31,301,712	2,608,476	31,301,712
Assistant Health Tutor (Diploma Holder)	U5 Med	2,608,476	31,301,712	2,608,476	31,301,712
		2,608,476	31,301,712	2,608,476	31,301,712
		2,608,476	31,301,712	2,608,476	31,301,712
		2,608,476	31,301,712	2,608,476	31,301,712
		2,608,476	31,301,712	2,608,476	31,301,712
		2,608,476	31,301,712	2,608,476	31,301,712
		2,608,476	31,301,712	2,608,476	31,301,712
		2,608,476	31,301,712	2,608,476	31,301,712
Medical Personnel in U6	U6 (Med)	1,558,476	18,701,712	1,558,476	18,701,712
		1,558,476	18,701,712	1,558,476	18,701,712
		1,558,476	18,701,712	1,558,476	18,701,712
		1,558,476	18,701,712	1,558,476	18,701,712
		1,558,476	18,701,712	1,558,476	18,701,712
		1,558,476	18,701,712	1,558,476	18,701,712
		1,558,476	18,701,712	1,558,476	18,701,712
		1,558,476	18,701,712	1,558,476	18,701,712
		1,558,476	18,701,712	1,558,476	18,701,712
		1,558,476	18,701,712	1,558,476	18,701,712
		1,558,476	18,701,712	1,558,476	18,701,712
		1,558,476	18,701,712	1,558,476	18,701,712
		1,558,476	18,701,712	1,558,476	18,701,712

Medical Personnel in U7	U7 (Med)	1,421,634	17,059,608	1,421,634	17,059,608
		1,421,634	17,059,608	1,421,634	17,059,608
		1,421,634	17,059,608	1,421,634	17,059,608
		1,421,634	17,059,608	1,421,634	17,059,608
		1,421,634	17,059,608	1,421,634	17,059,608
		1,421,634	17,059,608	1,421,634	17,059,608
		1,421,634	17,059,608	1,421,634	17,059,608
		1,421,634	17,059,608	1,421,634	17,059,608
		1,421,634	17,059,608	1,421,634	17,059,608
		1,421,634	17,059,608	1,421,634	17,059,608
		1,421,634	17,059,608	1,421,634	17,059,608
Nursing, Theatre, Laboratory, Mortuary and Dental Assistant	U8 (Med)	596,000	7,152,000	596,000	7,152,000
		596,000	7,152,000	596,000	7,152,000
		596,000	7,152,000	596,000	7,152,000
		596,000	7,152,000	596,000	7,152,000
		596,000	7,152,000	596,000	7,152,000
		596,000	7,152,000	596,000	7,152,000
		596,000	7,152,000	596,000	7,152,000
		596,000	7,152,000	596,000	7,152,000
<i>Source: Ministry of Public Service (2024)</i>					



SCHEDULE 7-A

SALARY STRUCTURE FOR JUDICIAL OFFICERS UNDER COURTS OF JUDICATURE FOR FY 2024/2025

DESIGNATION	SALARY SCALE	FY 2023/2024		FY 2024/2025	
		MONTHLY	ANNUAL	MONTHLY	ANNUAL
Chief Registrar	JSS-S	20,000,000	240,000,000	20,000,000	240,000,000
Registrar	JSS1-SE	13,800,000	165,600,000	13,800,000	165,600,000
Deputy Registrar	JSS1-SE	12,500,000	150,000,000	12,500,000	150,000,000
Assistant Registrar	JSS1-SE	10,500,000	126,000,000	10,500,000	126,000,000
Chief Magistrate	JSS1-SE	9,800,000	117,600,000	9,800,000	117,600,000
Senior Principal Magistrate Grade I	JSS1-E	8,590,000	103,080,000	8,590,000	103,080,000
Principal Magistrate Grade I	JSS2	6,500,000	78,000,000	6,500,000	78,000,000
Senior Magistrate Grade I/ Senior Principal Magistrate Grade II	JSS3	5,600,000	67,200,000	5,600,000	67,200,000
Magistrate Grade I	JSS4	5,200,000	62,400,000	5,200,000	62,400,000
Principal Magistrate Grade II	JSS4	5,200,000	62,400,000	5,200,000	62,400,000
Senior Magistrate Grade II	JSS5	3,500,000	42,000,000	3,500,000	42,000,000
Magistrate Grade II	JSS6	3,000,000	36,000,000	3,000,000	36,000,000

Source: Ministry of Public Service (2024)

SCHEDULE 7-B

SALARY STRUCTURE FOR OFFICE OF THE DIRECTORATE OF PUBLIC PROSECUTIONS FOR FY 2024/2025

DESIGNATION	SCALE	FY 2023/2024		FY 2024/2025	
		MONTHLY	ANNUAL	MONTHLY	ANNUAL
Director of Public Prosecutions	UIS	22,500,000	270,000,000	22,500,000	270,000,000
Deputy Director of Public Prosecutions	UIS	13,860,000	166,320,000	20,000,000	240,000,000
Principal Assistant Director of Public Prosecutions	UISE	13,800,000	165,600,000	13,800,000	165,600,000
Senior Assistant Director of Public Prosecutions	UISE	12,500,000	150,000,000	12,500,000	150,000,000

Assistant Director of Public Prosecutions	U1SE	10,500,000	126,000,000		10,500,000	126,000,000
Chief State Attorney	U1SE	9,800,000	117,600,000		9,800,000	117,600,000
Senior Principal State Attorney	U1E	8,590,000	103,080,000		8,590,000	103,080,000
Principal State Attorney	U2	6,500,000	78,000,000		6,500,000	78,000,000
Senior State Attorney/Senior Principal State Prosecutor	U3	5,600,000	67,200,000		5,600,000	67,200,000
State Attorney/Principal State Prosecutor	U4	5,200,000	62,400,000		5,200,000	62,400,000
Senior State Prosecutor	U5	3,500,000	42,000,000		3,500,000	42,000,000
State Prosecutor	U6	3,000,000	36,000,000		3,000,000	36,000,000
<i>Source: Ministry of Public Service (2024)</i>						

SCHEDULE 7-C

SALARY STRUCTURE FOR LEGAL PROFESSIONALS UNDER MINISTRY OF JUSTICE AND CONSTITUTIONAL AFFAIRS AND JUDICIAL SERVICE COMMISSION FOR FY 2024/2025

DESIGNATION	SALARY SCALE	FY 2023/2024		FY 2024/2025	
		MONTHLY	ANNUAL	MONTHLY	ANNUAL
Solicitor General	U1S	15,400,000	184,800,000	15,400,000	184,800,000
Deputy Solicitor General	U1SE	13,860,000	166,320,000	13,860,000	166,320,000
Director/ Administrator General	U1SE	13,800,000	165,600,000	13,800,000	165,600,000
Registrar	U1SE	12,500,000	150,000,000	12,500,000	150,000,000
Deputy Registrar	U1SE	10,500,000	126,000,000	10,500,000	126,000,000
Commissioner /Chief State Attorney	U1SE	9,800,000	117,600,000	9,800,000	117,600,000
Senior Principal State Attorney	U1E	8,590,000	103,080,000	8,590,000	103,080,000
Principal State Attorney/Legal Officer	U2	6,500,000	78,000,000	6,500,000	78,000,000
Senior State Attorney/Legal Officer	U3	5,600,000	67,200,000	5,600,000	67,200,000
State Attorney/Legal Officer	U4	5,200,000	62,400,000	5,200,000	62,400,000
Legal Clerk	U5	3,500,000	42,000,000	3,500,000	42,000,000
<i>Source: Ministry of Public Service (2024)</i>					

SCHEDULE 7-D


SALARY STRUCTURE FOR LEGAL PROFESSIONALS OTHER THAN MINISTRY OF JUSTICE AND CONSTITUTIONAL AFFAIRS, DPP, UGANDA POLICE FORCE AND JUDICIAL SERVICE COMMISSION FOR FY 2024/2025

DESIGNATION	SALARY SCALE	FY 2023/2024		FY 2024/2025	
		MONTHLY	ANNUAL	MONTHLY	ANNUAL
Commissioner (Legal)	U1SE	3,550,000	42,600,000	3,550,000	42,600,000
Assistant Commissioner (Legal)	U1E	2,900,000	34,800,000	2,900,000	34,800,000
Principal Legal Officer	U2	2,700,000	32,400,000	2,700,000	32,400,000
Senior Legal Officer	U3	2,000,000	24,000,000	2,000,000	24,000,000
Legal Officer	U4	1,700,000	20,400,000	1,700,000	20,400,000
Assistant Legal Officer	U5	1,200,000	14,400,000	1,200,000	14,400,000

Source: Ministry of Public Service (2024)

SCHEDULE 8

SALARY STRUCTURE FOR LOCAL GOVERNMENT POLITICAL LEADERS FOR FY 2024/2025

DESIGNATION	FY 2023/2024		FY 2024/2025	
	MONTHLY	ANNUAL	MONTHLY	ANNUAL
District Chairperson/ City Mayor	2,380,000	28,560,000	2,380,000	28,560,000
District Vice Chairperson/ Deputy City Mayor	1,190,000	14,280,000	1,190,000	14,280,000
District Speaker/ City Speaker	724,000	8,688,000	724,000	8,688,000
Member District Executive Committee/ City Executive Committee	620,000	7,440,000	620,000	7,440,000
Sub - County/Town Council Chairperson	412,000	4,944,000	412,000	4,944,000
Municipal Mayor/ City Division Mayor	1,190,000	14,280,000	1,190,000	14,280,000
Municipal Deputy Mayor/ City Division Deputy Mayor	620,000	7,440,000	620,000	7,440,000
Municipal Division Chairperson	412,000	4,944,000	412,000	4,944,000
 Source: Ministry of Public Service, 2024				

SCHEDULE 9A

SALARY STRUCTURE FOR SPECIFIED OFFICERS (OFFICERS IN THE PUBLIC SERVICE) FOR FY 2024/2025

DESIGNATION	FY 2023/2024		FY 2024/2025	
	MONTHLY	ANNUAL	MONTHLY	ANNUAL
Chief Justice	26,500,000	318,000,000	26,500,000	318,000,000
Deputy Chief Justice	25,000,000	300,000,000	25,000,000	300,000,000
Principal Judge	24,000,000	288,000,000	24,000,000	288,000,000
Justice of the Supreme Court	23,500,000	282,000,000	23,500,000	282,000,000
Justice of Court of Appeal	23,000,000	276,000,000	23,000,000	276,000,000
Judge of the High Court	22,500,000	270,000,000	22,500,000	270,000,000
Auditor General	36,100,000	433,200,000	36,100,000	433,200,000
Inspector General of Government	37,000,000	444,000,000	37,000,000	444,000,000
Deputy Inspector General of Government	32,000,000	384,000,000	32,000,000	384,000,000
Inspector General of Police	6,868,005	82,416,060	15,400,000	184,800,000
Deputy Inspector General of Police	6,774,345	81,292,140	13,860,000	166,320,000
Commissioner of Prisons	6,868,005	82,416,060	15,400,000	184,800,000
Deputy Commissioner of Prisons	6,774,345	81,292,140	13,860,000	166,320,000

Source: Ministry of Public Service (2024)

SCHEDULE 9B


SALARY STRUCTURE FOR SPECIFIED OFFICERS (NATIONAL SERVICE COMMISSIONS) FOR FY 2024/2025

DESIGNATION	FY 2023/2024		FY 2024/2025	
	MONTHLY	ANNUAL	MONTHLY	ANNUAL
Chairperson of Commission	21,200,000	254,400,000	21,200,000	254,400,000
Deputy Chairperson of Commission	20,000,000	240,000,000	20,000,000	240,000,000
Member of Commission	19,200,000	230,400,000	19,200,000	230,400,000

Source: Ministry of Public Service (2024)

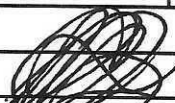
SCHEDULE 10A

**SALARY STRUCTURE FOR AVIATION - PRESIDENTIAL CREW FOR FY
2024/2025**

POST	SALARY SCALE	FY 2023/2024		FY 2024/2025	
		MONTHLY	ANNUAL	MONTHLY	ANNUAL
Executive Director	U1S	32,165,547	385,986,564	32,165,547	385,986,564
Chief Pilot	U1SE	30,257,813	363,093,756	30,257,813	363,093,756
Chief Engineer	U1SE	29,376,518	352,518,216	29,376,518	352,518,216
Captain	U1SE	28,520,891	342,250,692	28,520,891	342,250,692
Pilot	U1SE	27,690,185	332,282,220	27,690,185	332,282,220
First Officer	U1E	26,883,675	322,604,100	26,883,675	322,604,100
Promotional level for U3	U2	19,158,500	229,902,000	19,158,500	229,902,000
Senior Aircraft Engineer	U3	17,695,000	212,340,000	17,695,000	212,340,000
Senior Avionics Engineer	U3	17,695,000	212,340,000	17,695,000	212,340,000
Senior Avionics Technician	U3	17,695,000	212,340,000	17,695,000	212,340,000
Senior Electrical Engineering Technician	U3	17,695,000	212,340,000	17,695,000	212,340,000
Senior Engine & Airframe Maintenance Technician	U3	17,695,000	212,340,000	17,695,000	212,340,000
Aerospace Systems Engineer	U4	15,150,000	181,800,000	15,150,000	181,800,000
Flight Engineer	U4	15,150,000	181,800,000	15,150,000	181,800,000
Senior Flight Engineer	U4	15,150,000	181,800,000	15,150,000	181,800,000
Flight Attendant	U5	4,000,000	48,000,000	4,000,000	48,000,000
 <i>Source: Ministry of Public Service (2024)</i>					


SCHEDULE 10B

**SALARY STRUCTURE FOR AVIATION (EAST AFRICAN AVIATION
ACADEMY- SOROTI FLYING SCHOOL) FOR FY 2024/2025**

POST	SALARY SCALE	FY 2023/2024		FY 2024/2025	
		MONTHLY	ANNUAL	MONTHLY	ANNUAL
Director	UISE	22,197,994	266,375,928	22,197,994	266,375,928
Head of Training-Flying	UIE	21,600,000	259,200,000	21,600,000	259,200,000
Head of Training Engineering	UIE	21,600,000	259,200,000	21,600,000	259,200,000
Chief Flying Instructor	UIE	20,250,000	243,000,000	20,250,000	243,000,000
Chief Ground Instructor	UIE	17,250,000	207,000,000	17,250,000	207,000,000
Chief Engineering Instructor	UIE	17,250,000	207,000,000	17,250,000	207,000,000
Chief Aircraft Main. Eng.	UIE	17,250,000	207,000,000	17,250,000	207,000,000
Principal Flying Instructor	U2	17,266,813	207,201,756	17,266,813	207,201,756
Principal Ground Instructor	U2	16,486,659	197,839,908	16,486,659	197,839,908
Principal Eng. Instructor	U2	16,486,659	197,839,908	16,486,659	197,839,908
Principal Air Craft Maintenance Engineer	U2	16,486,659	197,839,908	16,486,659	197,839,908
Safety Manager	U2	14,150,000	169,800,000	14,150,000	169,800,000
Quality Manager	U2	14,150,000	169,800,000	14,150,000	169,800,000
Senior Flying Instructor	U3	15,116,332	181,395,984	15,116,332	181,395,984
Senior Ground Instructor	U3	14,000,000	168,000,000	14,000,000	168,000,000
Senior Engineering Instructor	U3	14,000,000	168,000,000	14,000,000	168,000,000
Senior Aircraft Maintenance Engineer	U3	14,000,000	168,000,000	14,000,000	168,000,000
Flying Instructor	U4	13,500,000	162,000,000	13,500,000	162,000,000
Ground Instructor	U4	12,858,717	154,304,604	12,858,717	154,304,604
Engineering Instructor	U4	8,858,717	106,304,604	8,858,717	106,304,604
Aircraft Maintenance. Eng.	U4	8,858,717	106,304,604	8,858,717	106,304,604
Aircraft Radio Engineer	U4	8,858,717	106,304,604	8,858,717	106,304,604
Technical Records Officer	U4	8,858,717	106,304,604	8,858,717	106,304,604
Aircraft Technician	U5	4,000,000	48,000,000	4,000,000	48,000,000
					
Source: Ministry of Public Service (2024)					


SCHEDULE 10C

**SALARY STRUCTURE FOR AVIATION (UGANDA POLICE FORCE) FOR
FY 2024/2025**

POST	SALARY SCALE	FY 2023/2024		FY 2024/2025	
		MONTHLY	ANNUAL	MONTHLY	ANNUAL
Pilot Commandant	U1E	17,250,000	207,000,000	17,250,000	207,000,000
Promotional level Senior Pilot	U2	16,486,659	197,839,908	16,486,659	197,839,908
Promotional level Senior Flight Engineer	U2	14,150,000	169,800,000	14,150,000	169,800,000
Senior Pilot	U3	15,116,332	181,395,984	15,116,332	181,395,984
Senior Flight Engineer	U3	14,000,000	168,000,000	14,000,000	168,000,000
Pilot	U4	13,500,000	162,000,000	13,500,000	162,000,000
Flight Engineer	U4	8,858,717	106,304,604	8,858,717	106,304,604
					
Source: Ministry of Public Service (2024)					


SCHEDULE 11


SALARY STRUCTURE FOR DISTRICT SERVICE COMMISSION
CHAIRPERSONS FOR FY 2024/2025

DESIGNATION	FY 2023/2024		FY 2024/2025	
	MONTHLY	ANNUAL	MONTHLY	ANNUAL
District Service Chairperson	1,716,346	20,596,152	1,716,346	20,596,152
 Source: Ministry of Public Service (2024)				

SCHEDULE 12

SALARY STRUCTURE FOR PUBLIC UNIVERSITIES FOR FY 2024/2025

Category	Title/Level	Salary Scale	FY 2023/2024		FY 2024/2025	
			MONTHLY	ANNUAL	MONTHLY	ANNUAL
	Vice Chancellor	PU-1	20,000,000	240,000,000	20,000,000	240,000,000
	Deputy Vice Chancellor	PU-2	17,400,000	208,800,000	17,400,000	208,800,000
Teaching Science	Professor	PU-3	15,600,000	187,200,000	15,600,000	187,200,000
	Associate Professor	PU-4	14,800,000	177,600,000	14,800,000	177,600,000
	Senior Lecturer	PU-5	9,004,203	108,050,436	9,004,203	108,050,436
	Lecturer	PU6.1	8,174,143	98,089,716	8,174,143	98,089,716
	Asst. Lecturer	PU6.2	6,687,323	80,247,876	6,687,323	80,247,876
	Teaching Assistant	PU-7	5,718,179	68,618,148	5,718,179	68,618,148
Teaching Non Science	Professor	PU-3	15,600,000	187,200,000	15,600,000	187,200,000
	Associate Professor	PU-4	14,800,000	177,600,000	14,800,000	177,600,000
	Senior Lecturer	PU-5	8,296,772	99,561,264	8,296,772	99,561,264
	Lecturer	PU6.1	7,609,299	91,311,588	7,609,299	91,311,588
	Asst. Lecturer	PU6.2	5,974,643	71,695,716	5,974,643	71,695,716
	Teaching Assistant	PU-7	4,705,540	56,466,480	4,705,540	56,466,480
Non Teaching Science	Director	PU-3	10,664,807	127,977,684	10,664,807	127,977,684
	Deputy Director	PU-4	10,008,039	120,096,468	10,008,039	120,096,468
	Assistant Director	PU-5	9,004,203	108,050,436	9,004,203	108,050,436
	Senior Administrator	PU6.1	8,174,143	98,089,716	8,174,143	98,089,716
	Administrator	PU6.2	6,687,323	80,247,876	6,687,323	80,247,876
	Assistant Administrator	PU-7	5,718,179	68,618,148	5,718,179	68,618,148
		PU-10	3,475,275	41,703,300	3,475,275	41,703,300
		PU-11	3,118,186	37,418,232	3,118,186	37,418,232
		PU-12	2,096,071	25,152,852	2,096,071	25,152,852
	PU-13	1,830,547	21,966,564	1,830,547	21,966,564	

		PU-14	1,410,668	16,928,016		1,410,668	16,928,016
		PU-15	1,349,385	16,192,620		1,349,385	16,192,620
		PU-20	932,667	11,192,004		932,667	11,192,004
		PU-21	841,491	10,097,892		841,491	10,097,892
Non Teaching, Non Science	Director	PU-3	8,818,971	105,827,652		8,818,971	105,827,652
	Deputy Director	PU-4	8,491,050	101,892,600		8,491,050	101,892,600
	Assistant Director	PU-5	7,750,371	93,004,452		7,750,371	93,004,452
	Senior Administrator	PU6.1	7,108,173	85,298,076		7,108,173	85,298,076
	Administrator	PU6.2	5,581,170	66,974,040		5,581,170	66,974,040
	Assistant Administrator	PU-7	4,395,647	52,747,764		4,395,647	52,747,764
		PU-10	3,334,372	40,012,464		3,334,372	40,012,464
		PU-11	2,624,253	31,491,036		2,624,253	31,491,036
		PU-12	2,049,509	24,594,108		2,049,509	24,594,108
		PU-13	1,671,824	20,061,888		1,671,824	20,061,888
		PU-14	1,258,882	15,106,584		1,258,882	15,106,584
		PU-15	1,209,474	14,513,688		1,209,474	14,513,688
		PU-16	1,148,328	13,779,936		1,148,328	13,779,936
		PU-17	1,103,534	13,242,408		1,103,534	13,242,408
		PU-18	1,058,744	12,704,928		1,058,744	12,704,928
		PU-20	875,486	10,505,832		875,486	10,505,832
		PU-21	774,566	9,294,792		774,566	9,294,792
		PU-22	673,599	8,083,188		673,599	8,083,188
 <i>Source: Ministry of Public Service (2024)</i>							